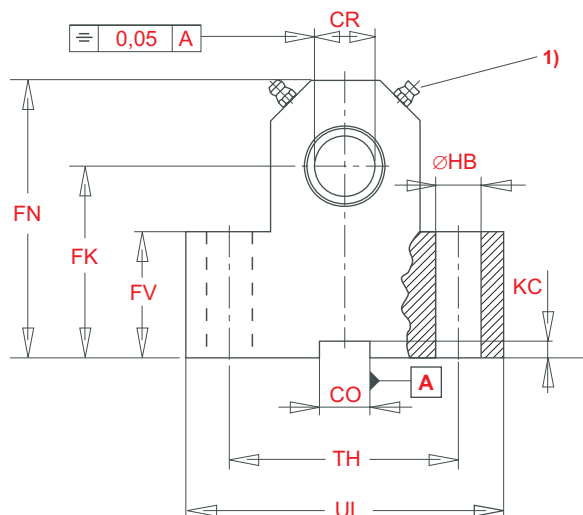
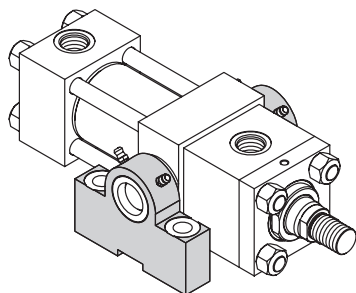


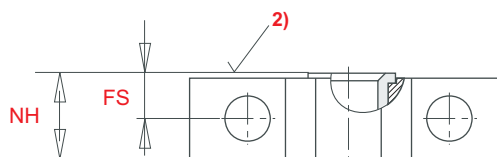
Trunnion mounting block

ISO 8132



Remarks:

- 1) = Grease nipple, cone form A to DIN 71412
- 2) = Inner side
- 4)_m = Weight per pair,
mounting blocks are always supplied in pairs



Bore Ø	Type	CR ^{H7}	CO ^{N9}	FK ^{js13}	FN _{max}	FS ^{js14}	HB ^{H13} Ø	KC +0,3 +0	NH _{max}	TH ^{js14}	UL _{max}	FV	m ⁴⁾	Ordering code
		mm											kg	
25	BO 12	12	10	34	49	8	9	3,3	17	40	63	25	0,5	0205033000012
32	BO 16	16	16	40	59	10	11	4,3	21	50	80	30	0,9	0205033000016
40	BO 20	20	16	45	69	10	11	4,3	21	60	90	38	1,35	0205033000020
50	BO 25	25	25	55	80	12	13,5	5,4	26	80	110	45	2,4	0205033000025
63	BO 32	32	25	65	100	15	17,5	5,4	33	110	150	52	5	0205033000032
80	BO 40	40	36	76	120	16	22	8,4	41	125	170	60	8,5	0205033000040
100	BO 50	50	36	95	140	20	26	8,4	51	160	210	75	15	0205033000050
125	BO 63	63	50	112	177	25	33	11,4	61	200	265	85	30	0205033000063
160	BO 80	80	50	140	220	31	39	11,4	81	250	325	112	59	0205033000080