



HIDRAULIČNI CILINDRI
HYDRAULIC CYLINDERS
HYDRAULIK ZYLINDERS

160 bar

CETOP RP 58 H
NF E 48-015
VW 39 D 920

M1 serija

ISO 6020/1

Jednostavan popravak i zamjena dijelova zahvaljujući modularnoj gradnji

Easily service and parts changing thanks to modular system

Einfache selbstbedienung und Teilen wechseln bedankt modular system

8 tipova pričvršćenja

8 types of mounting

8 Befestigungsarten

Promjeri klipova - od 25 do 320 mm

Piston dia. - 25 to 320 mm

Kolben dia. - 25 bis 320 mm

Promjeri klipnjača - od 14 do 220 mm

Piston rod dia. - 14 to 220 mm

Kolbenstangen dia. - 12 bis 220 mm

Nazivni pritisak - 160 bar

Nominal pressure - 160 bar

Nennndruck - 160 bar

Statički ispitni pritisak - 250 bar

Static test pressure - 250 bar

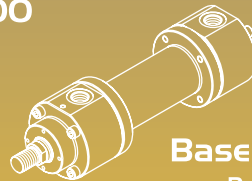
Statischen Prüfdruck - 250 bar

Samo-podešavajuća krajnja prigušenja

Self-regulating end position cushioning

Selbseinstellende Endlagendämpfung


00



Base

Page 8


01



MFI

Flange non ISO norm Page 9

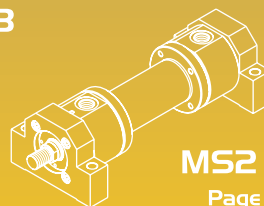
02



MF2

Flange non ISO norm Page 10


03



MS2

Page 11


06



MT4

Page 12


07



MP3

Page 13


08



MP5

Page 14


13



MF3

Page 15

14



MF4

Page 16

ISO 8132



page 20

ISO 8132 form B



page 21

ISO 8132 form A



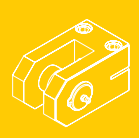
page 22

ISO 6982



page 23

ISO 8132



page 24